

Industrial Arts and Consumer Services

This group includes the following majors:

- **Construction Services**
- **Cosmetology Services and Culinary Arts**
- **Electrical and Mechanical Repairs and Technologies**
- **Family and Consumer Sciences**
- **Military Technologies**
- **Physical Fitness, Parks, Recreation, and Leisure**
- **Precision Production and Industrial Arts**
- **Transportation Sciences and Technologies**

Industrial Arts and Consumer Services account for 1.6 percent of all majors. Median earnings for those with a Bachelor's degree who majored in Industrial Arts and Consumer Services are \$50,000.¹ There is a gender imbalance in these majors (65 percent men, 35 percent women). However, women with these majors make, in the aggregate, \$40,000, which is \$15,000 less than men. The racial makeup of these majors, on average, is 83 percent White, 7 percent African-American, 6 percent Hispanic, 3 percent Asian, and 1 percent Other Races.² Earnings for Asians (\$45,000), African-Americans (\$40,000), and Hispanics (\$42,000) are somewhat lower than the median wage of \$50,000 earned by Whites.

There is considerable earnings variation among the majors that make up this group. The major with the lowest median earnings is Family and Consumer Services, while the highest is Construction Services. Earnings in Industrial Arts and Consumer Services as a whole vary widely, with the 25th percentile earning \$33,000 and the 75th percentile earning \$75,000—a difference of \$42,000.

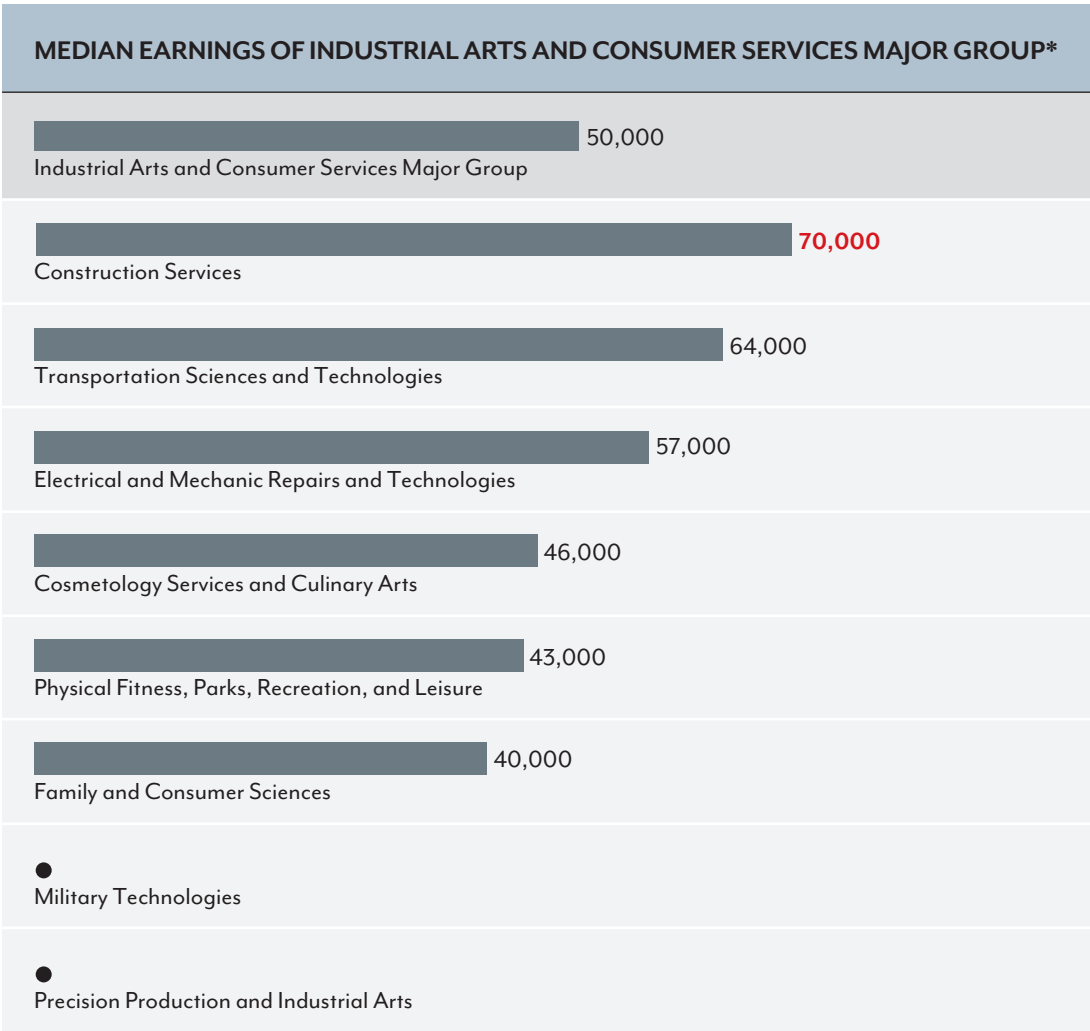
About 20 percent of people with Industrial Arts and Consumer Services majors obtain a graduate degree and, as a result, get an average earnings boost of 35 percent.

Of people with these majors, 22 percent work in Managerial, 12 percent in Sales, and 9 percent in Education occupations. By industry, 13 percent work in Construction, 12 percent in Education Services, and 10 percent in Transportation.

¹ All of the earnings data presented here is on full-time, full-year workers with a Bachelor's degree only.

² Due to rounding, these may not add to 100 percent.

Of those with Industrial Arts and Consumer Services majors who are in the labor force and employed, 84 percent work full-time. About 5 percent are unemployed.



* Full-time, full-year workers with a terminal Bachelor's.
 • Sample size was too small to be statistically valid.

ALL

	Industrial Arts and Consumer Services Major Group	Construction Services	Cosmetology Services and Culinary Arts	Electrical and Mechanic Repairs and Technologies	Family and Consumer Sciences	Military Technologies	Physical Fitness, Parks, Recreation, and Leisure	Precision Production and Industrial Arts	Transportation Sciences and Technologies
POPULARITY OF MAJORS[†]									
Total Bachelor's	554,707	70,750	36,159	9,692	319,250	2,791	331,342	6,272	97,701
% of All Majors	100	13	7	2	16	1	60	1	18
MEDIAN EARNINGS BY MAJOR*									
Median earnings	50,000	70,000	46,000	57,000	40,000	●	43,000	●	64,000
EARNINGS AT THE 25TH AND 75TH PERCENTILE*									
Earnings at the 25th percentile	33,000	50,000	30,000	39,000	30,000	●	30,000	●	40,000
Earnings at the 75th percentile	75,000	100,000	68,000	70,000	59,000	●	61,000	●	90,000
Difference	42,000	50,000	38,000	31,000	29,000	●	31,000	●	50,000
PERCENT OBTAINING A GRADUATE DEGREE									
Did not obtain graduate degree (%)	80	89	89	88	74	70	76	77	84
Obtain graduate degree (%)	20	11	11	12	26	30	24	23	16
EARNINGS BOOST FROM OBTAINING A GRADUATE DEGREE									
% Earnings Boost from Graduate Degree	35	19	●	●	37	●	50	●	31
WORK STATUS*									
Full-time (%)	84	93	87	93	76	90	81	93	85
Part-time (%)	16	7	13	7	24	10	19	7	15
PERCENT EMPLOYED**									
Employed (%)	95	95	91	96	96	100	95	92	96

[†] The ACS data are best used to discuss distributional characteristics of the underlying population. However, we also include the number of degree holders to provide the reader with an 'order of magnitude' sense of the number of people with this major.

* Full-time, full-year workers with a terminal Bachelor's.

● Sample size was too small to be statistically valid.

** Of people in the labor force.

GENDER

GENDER COMPOSITION OF MAJORS									
	Industrial Arts and Consumer Services Major Group	Construction Services	Cosmetology Services and Culinary Arts	Electrical and Mechanic Repairs and Technologies	Family and Consumer Sciences	Military Technologies	Physical Fitness, Parks, Recreation, and Leisure	Precision Production and Industrial Arts	Transportation Sciences and Technologies
Percent Female	35	8	38	9	93	7	49	11	11
Percent Male	65	92	62	91	7	93	51	89	89
EARNINGS BY GENDER*									
Female Median Earnings	40,000	•	36,000	•	40,000	•	40,000	•	•
Male Median Earnings	55,000	72,000	56,000	60,000	55,000	•	46,000	•	65,000
Difference	15,000	•	20,000	•	15,000	•	6,000	•	•

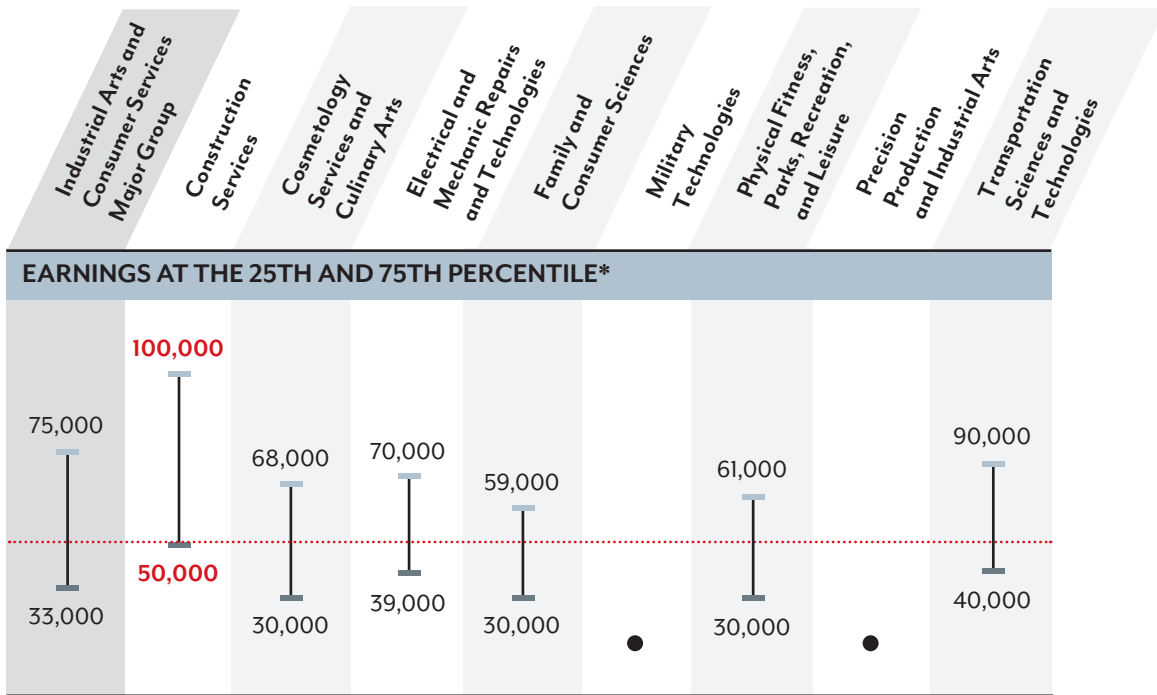
* Full-time, full-year workers with a terminal Bachelor's.

• Sample size was too small to be statistically valid.

RACE AND ETHNICITY

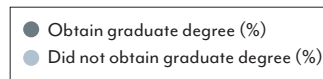
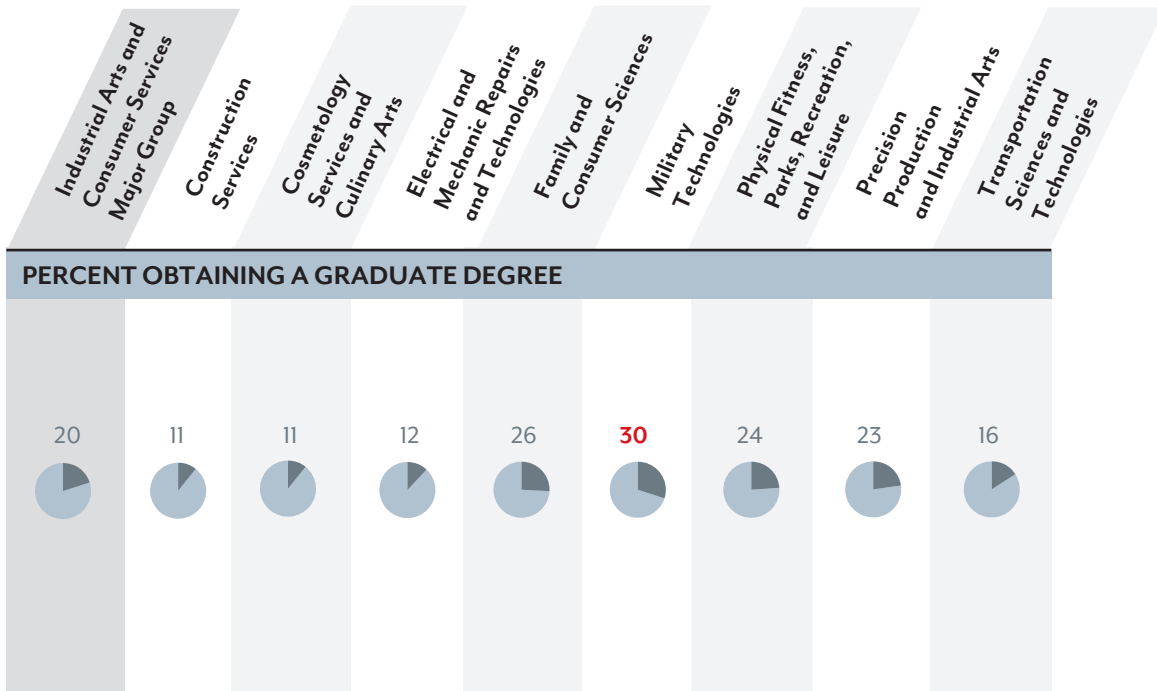
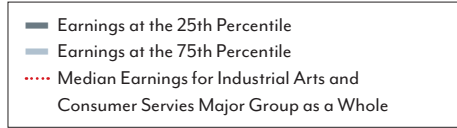
RACIAL AND ETHNIC COMPOSITION OF MAJORS ^Δ									
	Industrial Arts and Consumer Services Major Group	Construction Services	Cosmetology Services and Culinary Arts	Electrical and Mechanic Repairs and Technologies	Family and Consumer Sciences	Military Technologies	Physical Fitness, Parks, Recreation, and Leisure	Precision Production and Industrial Arts	Transportation Sciences and Technologies
% White	83	87	78	77	79	61	84	82	80
% African-American	7	5	7	8	8	4	8	10	6
% Hispanic	6	6	8	10	6	14	6	5	6
% Asian	3	2	5	4	7	22	2	4	7
% Other Races and Ethnicities	1	1	1	1	<0.5	<0.5	1	<0.5	1

^Δ Due to rounding, these may not add to 100 percent.



* Full-time, full-year workers with a terminal Bachelor's.

• Sample size was too small to be statistically valid.



WHERE INDUSTRIAL ARTS AND CONSUMER SERVICES MAJORS END UP BY OCCUPATION*

	1st	2nd	3rd	4th	5th
	Occupation (%)	Occupation (%)	Occupation (%)	Occupation (%)	Occupation (%)
Industrial Arts and Consumer Services Major Group	MGMT (22)	SALES (12)	EDU (9)	TRAN (8)	OFF (7)
Construction Services	MGMT (54)	CON (12)	ENGR (9)	BUS (7)	SALES (5)
Cosmetology Services and Culinary Arts	FOOD (32)	MGMT (30)	SALES (14)	OFF (7)	PROD (5)
Electrical and Mechanic Repairs and Technologies	INST (37)	PROD (12)	TRAN (11)	OFF (8)	SALES (7)
Family and Consumer Sciences	EDU (21)	MGMT (15)	OFF (15)	SALES (11)	COMM (8)
Military Technologies	OFF (29)	PROT (19)	SALES (13)	MGMT (12)	COMP (8)
Physical Fitness, Parks, Recreation, and Leisure	MGMT (16)	SALES (16)	EDU (13)	OFF (9)	PERS (9)
Precision Production and Industrial Arts	MGMT (22)	PROD (14)	INST (13)	SALES (8)	PROT (7)
Transportation Sciences and Technologies	TRAN (32)	MGMT (14)	SALES (8)	OFF (7)	INST (6)

* Full-time, full-year workers with a terminal Bachelor's.

Occupation Abbreviations:	Health Professionals = HLTH PROF
Architecture = ARCH	Health Support = HLTH SUP
Arts = ARTS	Installation = INST
Blue Collar = BC	Legal = LGL
Building = BLDG	Life Science = LS
Business = BUS	Management = MGMT
Community Service = COMM	Office = OFF
Computer Services = COMP	Personal Service = PERS
Construction = CON	Production = PROD
Education = EDU	Protective Services = PROT
Engineering = ENGR	Sales = SALES
Finance = FIN	Social Science = SS
Food Service = FOOD	Transportation = TRAN

WHERE INDUSTRIAL ARTS AND CONSUMER SERVICES MAJORS END UP BY INDUSTRY*

	1st Industry (%)	2nd Industry (%)	3rd Industry (%)	4th Industry (%)	5th Industry (%)
Industrial Arts and Consumer Services Major Group	CON (13)	EDU (12)	TRAN (10)	HS (10)	ARTS (8)
Construction Services	CON (69)	PROF (6)	MAN-d (4)	RETL (3)	UTIL (2)
Cosmetology Services and Culinary Arts	FS (36)	OS (14)	RETL (8)	HS (7)	EDU (6)
Electrical and Mechanic Repairs and Technologies	TRAN (26)	MAN-d (22)	CON (12)	RETL (11)	OS (7)
Family and Consumer Sciences	HS (24)	EDU (21)	RETL (9)	PUB (7)	FIN (6)
Military Technologies	RETL (24)	PUB (19)	PROF (18)	UTIL (13)	MAN-nd (8)
Physical Fitness, Parks, Recreation, and Leisure	EDU (18)	HS (15)	ARTS (14)	RETL (7)	FIN (7)
Precision Production and Industrial Arts	MAN-d (24)	PUB (16)	CON (12)	PROF (12)	WHLS-nd (7)
Transportation Sciences and Technologies	TRAN (40)	PUB (10)	MAN-d (8)	EDU (6)	RETL (5)

* Full-time, full-year workers with a terminal Bachelor's.

Industry Abbreviations:

Administrative Services = ADMN
 Agriculture = AG
 Arts = ARTS
 Construction = CON
 Education Services = EDU
 Financial Services = FIN
 Food Service = FS
 Health Services = HS
 Information = INFO
 Management Services = MGMT
 Manufacturing (durable) = MAN-d
 Manufacturing (non-durable) = MAN-nd

Mining = MNG
 Other Service = OS
 Professional Services = PROF
 Public Administration = PUB
 Real Estate = RE
 Retail Trade = RETL
 Sales = SALES
 Social Science = SS
 Transportation = TRAN
 Utilities = UTIL
 Wholesale Trade (durable) = WHLS-d
 Wholesale Trade (non-durable) = WHLS-nd