

# *Humanities and Liberal Arts*

This group includes the following majors:

- Anthropology and Archeology
- Area, Ethnic, and Civilization Studies
- Art History and Criticism
- Composition and Speech
- English Language and Literature
- French, German, Latin, and Other Common Foreign Language Studies
- History
- Humanities
- Intercultural and International Studies
- Liberal Arts
- Linguistics and Comparative Language and Literature
- Other Foreign Languages
- Philosophy and Religious Studies
- Theology and Religious Vocations
- United States History

Humanities and Liberal Arts make up 9.7 percent of all majors. Median earnings for those with only a Bachelor's degree who majored in Humanities and Liberal Arts are \$47,000.<sup>1</sup> These majors have a gender imbalance: 58 percent of people in these majors are women and 42 percent are men. However, women with these majors make, in the aggregate, \$43,000, which is \$7,000 less than men. The racial makeup of these majors, on average, is 80 percent White, 7 percent Asian, 6 percent African-American, 6 percent Hispanic, and 1 percent Other Races.<sup>2</sup> Earnings for Asians (\$44,000), African-Americans (\$44,000), Hispanics (\$42,000), and Other Races (\$42,000) are somewhat lower than the median earnings of \$48,000 for Whites.

There is considerable earnings variation among the majors that make up this group. The major with the lowest median earnings is Theology and Religious Vocations, while the highest is United States History. Earnings in Humanities and Liberal Arts as a whole vary widely, with the 25th percentile earning \$32,000 and the 75th percentile earning \$70,000 — a difference of \$38,000.

About 41 percent of people with these majors obtain a graduate degree and, as a result, get an average earnings boost of 48 percent.

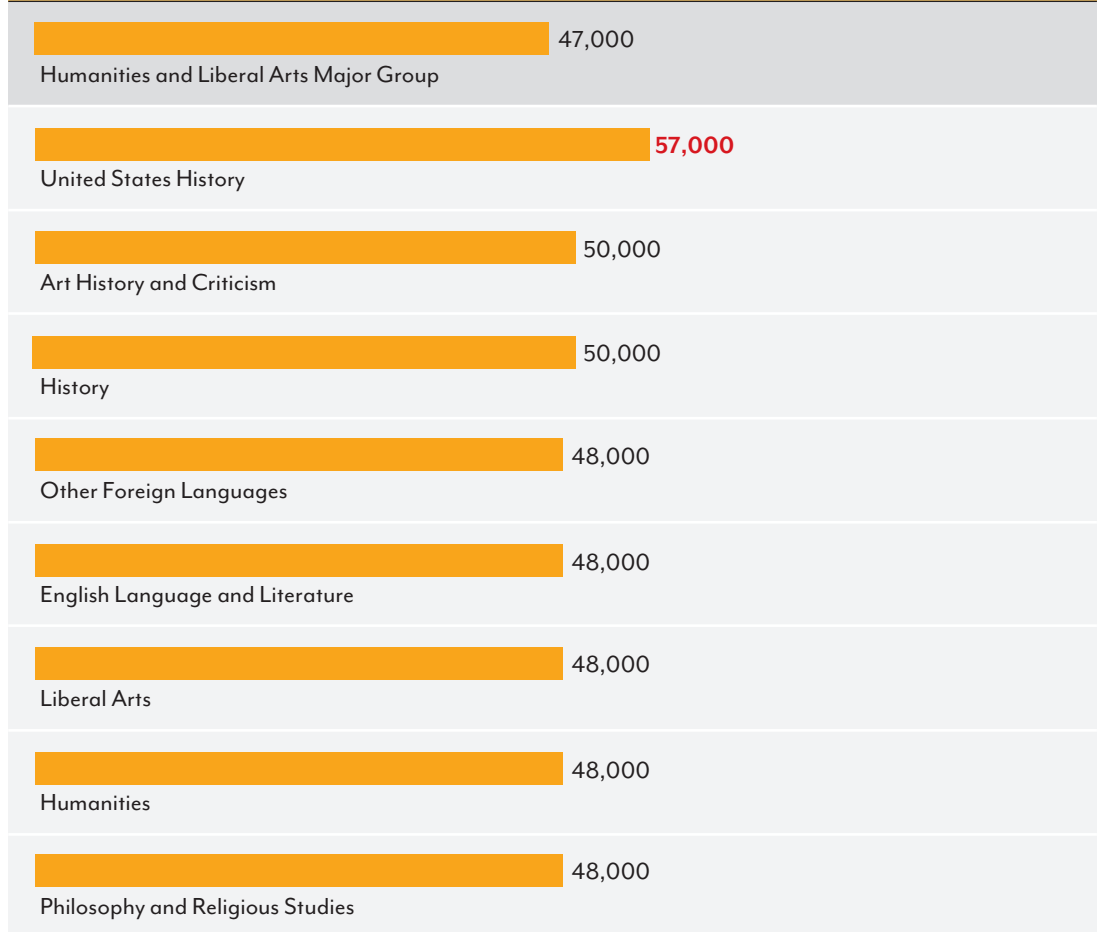
Of people who majored in Humanities and Liberal Arts, 18 percent work in Managerial, 15 percent in Office, and 14 percent in Sales occupations. By industry, 15 percent work in Education Services, 11 percent in Professional Services, and 10 percent in Financial Services.

Of those with these majors who are in the labor force and employed, 80 percent work full-time. About 7 percent are unemployed.

<sup>1</sup> All of the earnings data presented here is on full-time, full-year workers with a Bachelor's degree only.

<sup>2</sup> Due to rounding, these may not add to 100 percent.

## MEDIAN EARNINGS OF HUMANITIES AND LIBERAL ARTS MAJOR GROUP\*



\* Full-time, full-year workers with a terminal Bachelor's.

### MEDIAN EARNINGS OF HUMANITIES AND LIBERAL ARTS MAJOR GROUP\* (Continued)



\* Full-time, full-year workers with a terminal Bachelor's.

## ALL

	Humanities and Liberal Arts Major Group	Anthropology and Archeology	Area, Ethnic, and Civilization Studies	Art History and Criticism	Composition and Speech	English Language and Literature	French, German, Latin, and Other Common Foreign Language Studies
<b>POPULARITY OF MAJORS<sup>†</sup></b>							
Total Bachelor's	3,287,782	125,427	92,012	80,235	67,336	<b>925,073</b>	185,943
% of All Majors	100	4	3	2	2	<b>28</b>	6
<b>MEDIAN EARNINGS BY MAJOR*</b>							
Median earnings	47,000	45,000	45,000	50,000	45,000	48,000	45,000
<b>EARNINGS AT THE 25TH AND 75TH PERCENTILE*</b>							
Earnings at the 25th percentile	32,000	30,000	32,000	35,000	32,000	34,000	33,000
Earnings at the 75th percentile	70,000	66,000	70,000	70,000	65,000	71,000	68,000
Difference	38,000	36,000	38,000	35,000	33,000	37,000	35,000
<b>PERCENT OBTAINING A GRADUATE DEGREE</b>							
Did not obtain graduate degree (%)	59	57	56	65	66	57	52
Obtain graduate degree (%)	41	43	44	35	34	43	48
<b>EARNINGS BOOST FROM OBTAINING A GRADUATE DEGREE</b>							
% Earnings Boost from Graduate Degree	48	43	51	51	55	42	43
<b>WORK STATUS*</b>							
Full-time (%)	80	78	74	76	80	80	76
Part-time (%)	20	22	26	24	20	20	24
<b>PERCENT EMPLOYED**</b>							
Employed (%)	93	94	92	91	93	93	95

<sup>†</sup> The ACS data are best used to discuss distributional characteristics of the underlying population. However, we also include the number of degree holders to provide the reader with an 'order of magnitude' sense of the number of people with this major.

\* Full-time, full-year workers with a terminal Bachelor's.

\*\* Of people in the labor force.

History

Humanities

Intercultural and  
International Studies

Liberal Arts

Linguistics and  
Comparative  
Language and  
LiteratureOther Foreign  
LanguagesPhilosophy and  
Religious StudiesTheology and  
Religious VocationsUnited States  
HistoryPOPULARITY OF MAJORS<sup>†</sup>

595,216	40,063	46,333	637,288	58,617	48,403	178,822	191,715	15,299
18	1	1	19	2	1	5	6	<0.5

## MEDIAN EARNINGS BY MAJOR\*

50,000	48,000	44,000	48,000	45,000	48,000	48,000	38,000	<b>57,000</b>
--------	--------	--------	--------	--------	--------	--------	--------	---------------

## EARNINGS AT THE 25TH AND 75TH PERCENTILE\*

34,000	35,000	30,000	33,000	30,000	30,000	32,000	27,000	<b>37,000</b>
77,000	67,000	73,000	70,000	70,000	73,000	75,000	52,000	<b>85,000</b>
43,000	32,000	43,000	37,000	40,000	43,000	43,000	25,000	<b>48,000</b>

## PERCENT OBTAINING A GRADUATE DEGREE

54	63	64	<b>75</b>	53	56	47	62	50
46	37	36	25	47	44	<b>53</b>	38	50

## EARNINGS BOOST FROM OBTAINING A GRADUATE DEGREE

60	35	59	42	45	<b>69</b>	36	21	52
----	----	----	----	----	-----------	----	----	----

## WORK STATUS\*

<b>84</b>	77	78	82	70	78	80	81	83
16	23	22	18	<b>30</b>	22	20	19	17

## PERCENT EMPLOYED\*\*

93	91	93	94	90	91	92	<b>96</b>	90
----	----	----	----	----	----	----	-----------	----

<sup>†</sup> The ACS data are best used to discuss distributional characteristics of the underlying population. However, we also include the number of degree holders to provide the reader with an 'order of magnitude' sense of the number of people with this major.

\* Full-time, full-year workers with a terminal Bachelor's.

\*\* Of people in the labor force.

## GENDER

### GENDER COMPOSITION OF MAJORS

	Humanities and Liberal Arts Major Group	Anthropology and Archeology	Area, Ethnic, and Civilization Studies	Art History and Criticism	Composition and Speech	English Language and Literature	French, German, Latin, and Other Common Foreign Language Studies
Percent Female	58	61	70	85	60	67	76
Percent Male	42	39	30	15	40	33	24

### EARNINGS BY GENDER\*

	Humanities and Liberal Arts Major Group	Anthropology and Archeology	Area, Ethnic, and Civilization Studies	Art History and Criticism	Composition and Speech	English Language and Literature	French, German, Latin, and Other Common Foreign Language Studies
Female Median Earnings	43,000	40,000	42,000	45,000	42,000	45,000	42,000
Male Median Earnings	50,000	52,000	49,000	52,000	50,000	52,000	56,000
Difference	7,000	12,000	7,000	7,000	8,000	7,000	14,000

\* Full-time, full-year workers with a terminal Bachelor's.

## RACE AND ETHNICITY

### RACIAL AND ETHNIC COMPOSITION OF MAJORS<sup>Δ</sup>

	Humanities and Liberal Arts Major Group	Anthropology and Archeology	Area, Ethnic, and Civilization Studies	Art History and Criticism	Composition and Speech	English Language and Literature	French, German, Latin, and Other Common Foreign Language Studies
% White	80	87	69	88	85	82	78
% African- American	6	3	8	1	7	6	4
% Hispanic	6	6	7	5	4	5	12
% Asian	7	4	13	6	3	6	6
% Other Races and Ethnicities	1	<0.5	2	1	1	1	<0.5

<sup>Δ</sup> Due to rounding, these may not add to 100 percent.

History Humanities Intercultural and International Studies Liberal Arts Linguistics and Comparative Language and Literature Other Foreign Languages Philosophy and Religious Studies Theology and Religious Vocations United States History

### GENDER COMPOSITION OF MAJORS

40	61	65	60	78	60	35	34	42
60	39	35	40	22	40	65	<b>66</b>	58

### EARNINGS BY GENDER\*

40,000	<b>46,000</b>	42,000	42,000	38,000	40,000	42,000	33,000	•
55,000	50,000	55,000	54,000	52,000	50,000	50,000	40,000	<b>60,000</b>
<b>15,000</b>	4,000	13,000	12,000	14,000	10,000	8,000	7,000	•

\* Full-time, full-year workers with a terminal Bachelor's.

• Sample size was too small to be statistically valid.

History Humanities Intercultural and International Studies Liberal Arts Linguistics and Comparative Language and Literature Other Foreign Languages Philosophy and Religious Studies Theology and Religious Vocations United States History

### RACIAL AND ETHNIC COMPOSITION OF MAJORS<sup>Δ</sup>

86	73	75	75	65	67	82	79	75
5	8	3	7	7	3	6	<b>12</b>	<b>12</b>
5	10	9	9	<b>12</b>	3	4	5	11
4	8	11	8	16	<b>26</b>	7	4	2
<0.5	<b>2</b>	<b>2</b>	1	1	1	1	<0.5	<0.5

<sup>Δ</sup> Due to rounding, these may not add to 100 percent.

Humanities and Liberal Arts Major Group

Anthropology and Archeology

Area, Ethnic, and Civilization Studies

Art History and Criticism

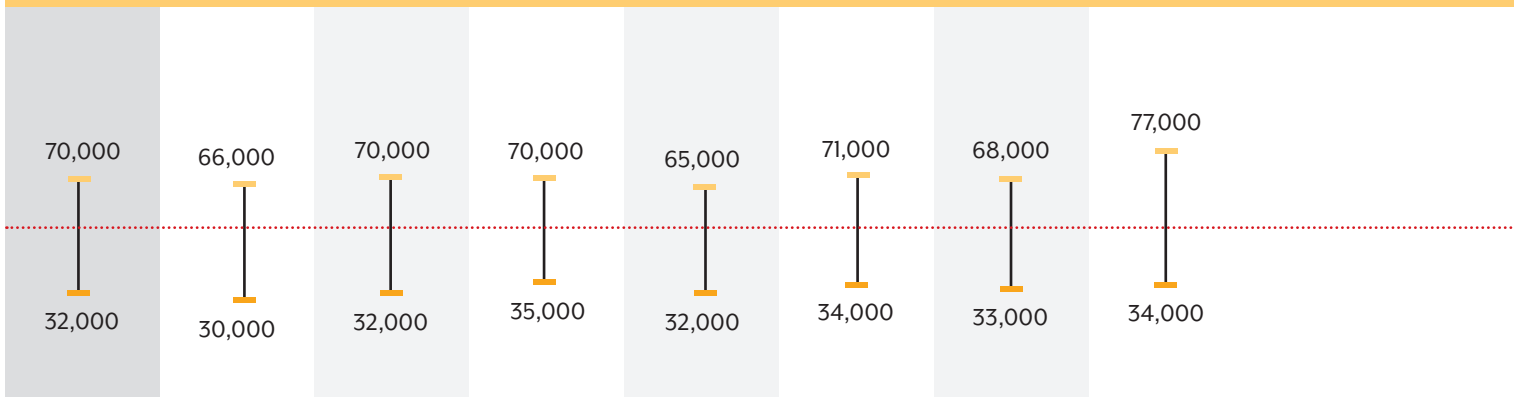
Composition and Speech

English Language and Literature

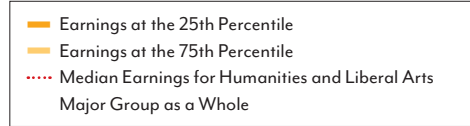
French, German, Latin, and Other Common Foreign Language Studies

History

### EARNINGS AT THE 25TH AND 75TH PERCENTILE\*



\* Full-time, full-year workers with a terminal Bachelor's.



Humanities and Liberal Arts Major Group

Anthropology and Archeology

Area, Ethnic, and Civilization Studies

Art History and Criticism

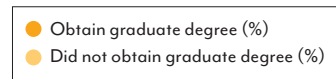
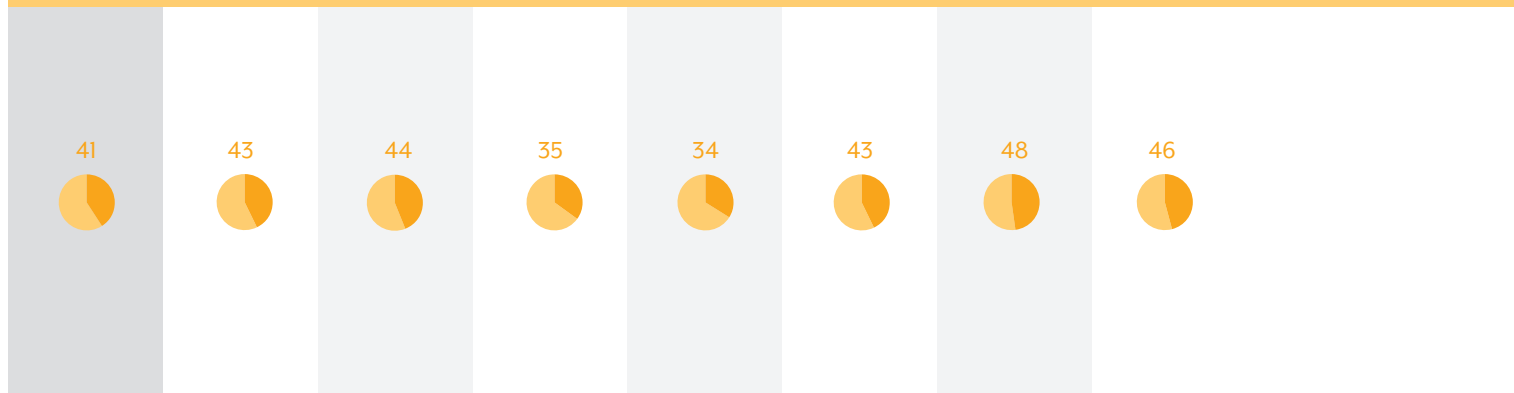
Composition and Speech

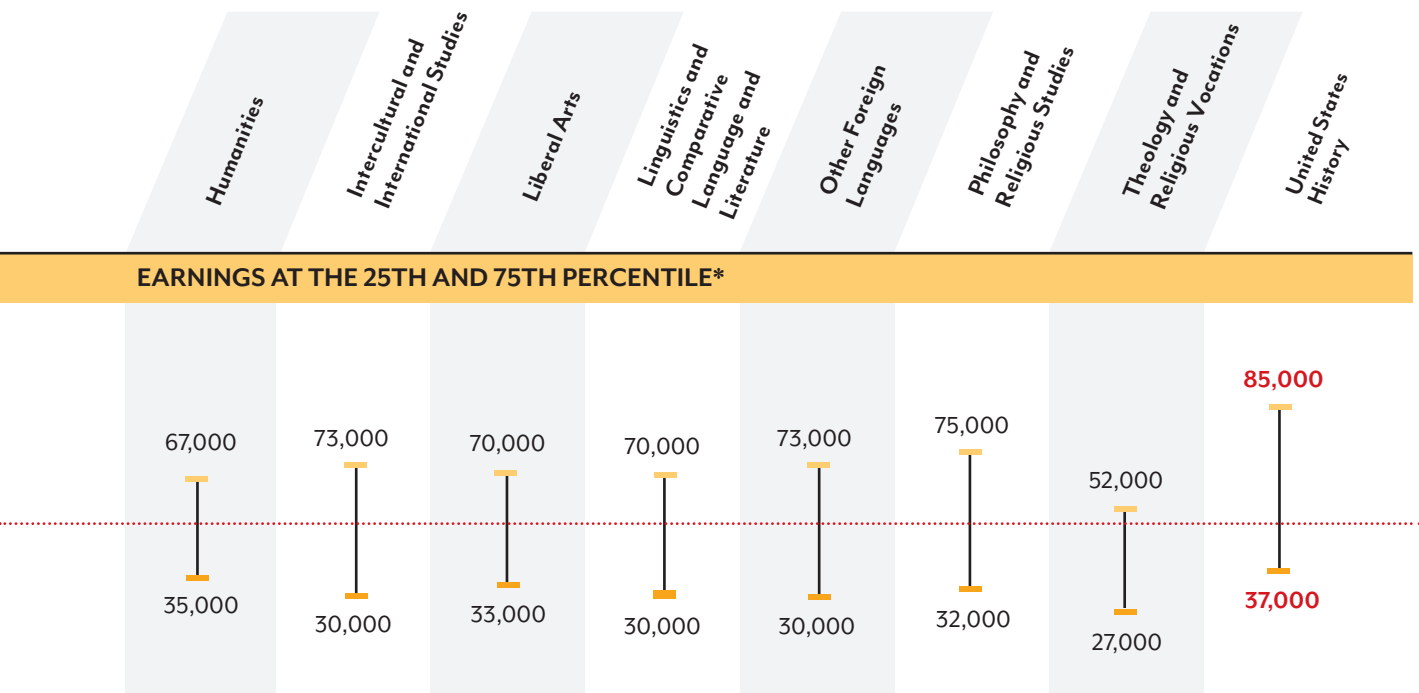
English Language and Literature

French, German, Latin, and Other Common Foreign Language Studies

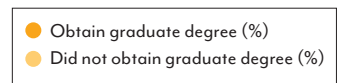
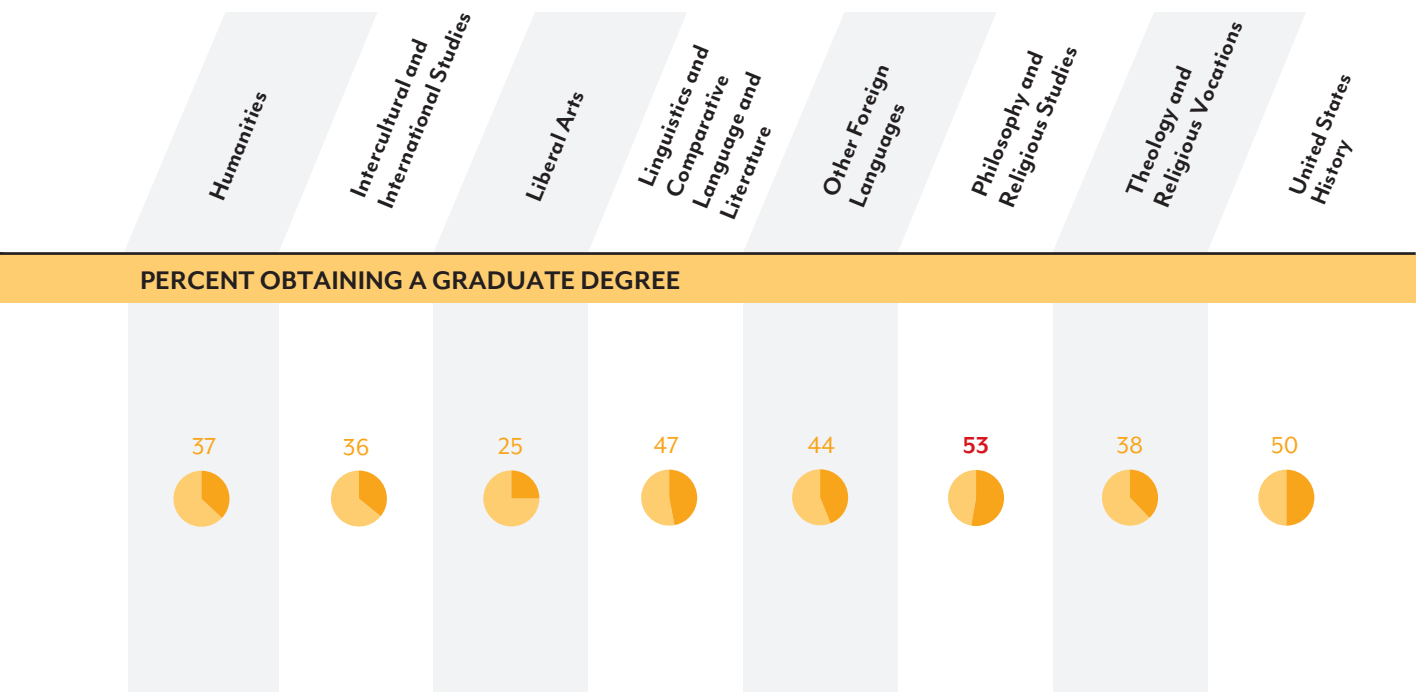
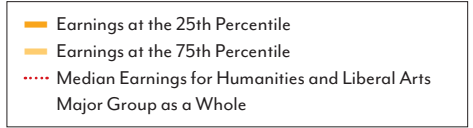
History

### PERCENT OBTAINING A GRADUATE DEGREE





\* Full-time, full-year workers with a terminal Bachelor's.



**WHERE HUMANITIES AND LIBERAL ARTS MAJORS END UP BY OCCUPATION\***

	1st Occupation (%)	2nd Occupation (%)	3rd Occupation (%)	4th Occupation (%)	5th Occupation (%)
<b>Humanities and Liberal Arts Major Group</b>	MGMT (18)	OFF (15)	SALES (14)	EDU (11)	ARTS (6)
<b>Anthropology and Archeology</b>	OFF (17)	SALES (13)	MGMT (12)	EDU (8)	BUS (7)
<b>Area, Ethnic, and Civilization Studies</b>	MGMT (20)	OFF (15)	SALES (10)	EDU (9)	COMM (8)
<b>Art History and Criticism</b>	SALES (21)	OFF (20)	MGMT (18)	ARTS (8)	BUS (7)
<b>Composition and Speech</b>	ARTS (17)	MGMT (16)	EDU (14)	OFF (12)	SALES (10)
<b>English Language and Literature</b>	MGMT (20)	OFF (15)	SALES (13)	EDU (11)	ARTS (10)
<b>French, German, Latin, and Other Common Foreign Language Studies</b>	MGMT (17)	OFF (16)	EDU (16)	SALES (13)	BUS (6)
<b>History</b>	MGMT (18)	SALES (16)	OFF (15)	EDU (11)	BUS (6)
<b>Humanities</b>	MGMT (20)	OFF (13)	SALES (11)	EDU (10)	ARTS (10)
<b>Intercultural and International Studies</b>	MGMT (21)	OFF (18)	SALES (14)	EDU (8)	LGL (6)
<b>Liberal Arts</b>	MGMT (18)	SALES (15)	OFF (14)	EDU (13)	BUS (5)
<b>Linguistics and Comparative Language and Literature</b>	MGMT (17)	OFF (16)	SALES (14)	EDU (12)	ARTS (12)
<b>Other Foreign Languages</b>	MGMT (19)	OFF (15)	SALES (9)	ARTS (7)	COMP (7)
<b>Philosophy and Religious Studies</b>	MGMT (18)	SALES (13)	OFF (12)	COMM (10)	COMP (8)
<b>Theology and Religious Vocations</b>	COMM (32)	OFF (12)	MGMT (11)	EDU (9)	SALES (7)
<b>United States History</b>	MGMT (23)	SALES (16)	EDU (12)	OFF (11)	COMP (9)

\* Full-time, full-year workers with a terminal Bachelor's.

<b>Occupation Abbreviations:</b>	Computer Services = COMP	Health Support = HLTH SUP	Production = PROD
Architecture = ARCH	Construction = CON	Installation = INST	Protective Services = PROT
Arts = ARTS	Education = EDU	Legal = LGL	Sales = SALES
Blue Collar = BC	Engineering = ENGR	Life Science = LS	Social Science = SS
Building = BLDG	Finance = FIN	Management = MGMT	Transportation = TRAN
Business = BUS	Food Service = FOOD	Office = OFF	
Community Service = COMM	Health Professionals = HLTH PROF	Personal Service = PERS	

## WHERE HUMANITIES AND LIBERAL ARTS MAJORS END UP BY INDUSTRY\*

	1st Industry (%)	2nd Industry (%)	3rd Industry (%)	4th Industry (%)	5th Industry (%)
<b>Humanities and Liberal Arts Major Group</b>	EDU (15)	PROF (11)	FIN (10)	RETL (9)	HS (9)
<b>Anthropology and Archeology</b>	PROF (15)	RETL (11)	HS (11)	EDU (9)	PUB (9)
<b>Area, Ethnic, and Civilization Studies</b>	EDU (14)	HS (14)	FIN (10)	PROF (9)	OS (9)
<b>Art History and Criticism</b>	RETL (18)	PROF (13)	ARTS (8)	EDU (7)	INFO (6)
<b>Composition and Speech</b>	EDU (18)	INFO (13)	PROF (10)	RETL (8)	HS (7)
<b>English Language and Literature</b>	EDU (17)	PROF (12)	INFO (10)	FIN (10)	RETL (8)
<b>French, German, Latin, and Other Common Foreign Language Studies</b>	EDU (21)	FIN (11)	PROF (10)	HS (9)	RETL (7)
<b>History</b>	EDU (15)	FIN (14)	RETL (10)	PUB (10)	PROF (9)
<b>Humanities</b>	EDU (15)	PROF (13)	HS (13)	RETL (9)	FIN (9)
<b>Intercultural and International Studies</b>	PROF (18)	EDU (15)	FIN (12)	PUB (8)	RETL (7)
<b>Liberal Arts</b>	EDU (17)	HS (11)	RETL (9)	FIN (9)	PROF (9)
<b>Linguistics and Comparative Language and Literature</b>	EDU (18)	FIN (14)	INFO (11)	PROF (9)	RETL (8)
<b>Other Foreign Languages</b>	PROF (13)	EDU (11)	PUB (11)	HS (10)	OS (9)
<b>Philosophy and Religious Studies</b>	OS (13)	FIN (11)	PROF (11)	EDU (10)	HS (9)
<b>Theology and Religious Vocations</b>	OS (33)	EDU (12)	HS (10)	RETL (7)	PUB (6)
<b>United States History</b>	FIN (15)	EDU (13)	RETL (10)	INFO (9)	PROF (9)

\* Full-time, full-year workers with a terminal Bachelor's.

<b>Industry Abbreviations:</b>	Food Service = FS	Mining = MNG	Social Science = SS
Administrative Services = ADMN	Health Services = HS	Other Service = OS	Transportation = TRAN
Agriculture = AG	Information = INFO	Professional Services = PROF	Utilities = UTIL
Arts = ARTS	Management Services = MGMT	Public Administration = PUB	Wholesale Trade (durable) = WHLS-d
Construction = CON	Manufacturing (durable) = MAN-d	Real Estate = RE	Wholesale Trade (non-durable) = WHLS-nd
Education Services = EDU	Manufacturing (non-durable) = MAN-nd	Retail Trade = RETL	
Financial Services = FIN		Sales = SALES	